



## MASTER LINK



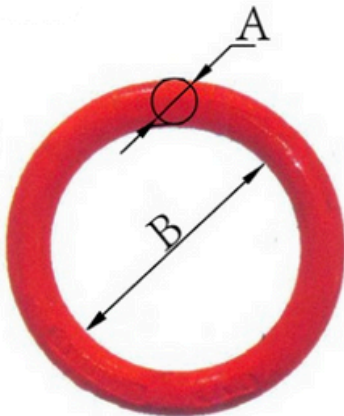
ITEM NO.in	WEIGHT/KG	WLL / T	B. L / T	Amm	Bmm	Dmm
1/2	0.42	2.2	11	127	63.5	14
5/8	0.67	3.0	15	152	76	16
3/4	1.05	4.7	23.5	140	70	19
7/8	1.5	6.4	32	162	91	23
7/8	2.66	8	40	178	89	22
1	2.07	11	55	220	110	32
1-1/4	4.16	16	80	270	140	38
1-1/2	6.55	21.7	108.5	305	152	45
1-3/4	11.37	28.4	142	350	190	50
2	16.5	30	150	355	178	50
2-1/2	32	50	250	406	203	63

## MASTER LINK ASSEMBLY



ITEMNO.	WEIGHT/KG	CHAIN(4:1)		CHAIN(5:1)		A	B	D	a	b	d	s
		WLL/T	B.L/T	WLL/T	B.L/T							
1/2	0.82	2.4	9.6	2	10	100	60	14	85	40	12	6
11/16	1.60	3.2	12.8	2.5	12.5	160	90	18	100	60	14	7.6
3/4	1.95	5	20	4	20	160	90	20	100	60	14	7.6
7/8	3.16	8	32	6.4	32	180	100	22	150	70	18	8.4
1-1/8	6.75	12	48	9.6	48	270	140	28	160	90	22	13.5
1-1/4	9.31	17.4	69.6	13.9	69.5	270	140	32	180	100	25	16.5
1-1/2	18.4	21	84	21	105	300	160	40	270	140	31	-
1-3/4	26.4	30	120	30	150	340	180	45	285	155	36	-
2	42.91	40	160	40	200	350	190	51	340	180	45	-

## FORGED RING



SIZE	WEIGHT (KG)	WLL	A	B
3/4*4	1.14	1.8T	19	102
7/8*4	1.6	3.5T	22	102
7/8*4	1.6	3.5T	22	140
1*4	1.6	4.5T	25	102
1-1/8*6	2.8	6.5T	28	152
1-1/4*6	3.6	9T	32	152
1-1/4*10	6	9T	32	254
1-1/2*6	5.4	10T	35	152
1-1/2*8	6.8	10T	38	203
1-1/2*10	8.4	10T	38	254